

# ECOMIST ODOUR NEUTRALISER-IMPROVED FORMULA

## Ecomist Systems Limited

Version No: 2.11  
Safety Data Sheet according to HSNO Regulations

Chemwatch Hazard Alert Code: 4

Issue Date: 28/04/2019  
Print Date: 16/08/2020  
L.GHS.NZL.EN

### SECTION 1 Identification of the substance / mixture and of the company / undertaking

#### Product Identifier

Product name	ECOMIST ODOUR NEUTRALISER-IMPROVED FORMULA
Synonyms	NA
Proper shipping name	AEROSOLS
Other means of identification	NA

#### Relevant identified uses of the substance or mixture and uses advised against

Relevant identified uses	Application is by spray atomisation from a hand held aerosol pack
--------------------------	---

#### Details of the supplier of the safety data sheet

Registered company name	Ecomist Systems Limited	Ecomist Australia Pty Ltd
Address	800 Te Ngae Road BOP New Zealand	25 Hargraves Place, Wetherill Park NSW 2164 Australia
Telephone	0800 75 75 78	1800 243 500
Fax	073456019	+61 2 9756 0985
Website	<a href="http://www.ecomist.co.nz">www.ecomist.co.nz</a>	<a href="http://www.ecomist.com.au">www.ecomist.com.au</a>
Email	info@ecomist.co.nz	info@ecomist.com.au

#### Emergency telephone number

Association / Organisation	CHEMCALL (0800 CHEMCALL)	CHEMCALL
Emergency telephone numbers	0800 243 622	1800 127 406
Other emergency telephone numbers	Not Available	Not Available



### SECTION 2 Hazards identification

#### Classification of the substance or mixture

**Considered a Hazardous Substance according to the criteria of the New Zealand Hazardous Substances New Organisms legislation.  
Classified as Dangerous Goods for transport purposes.**

Classification [1]	Eye Irritation Category 2A, Flammable Aerosols Category 1
Legend:	1. Classified by Chemwatch; 2. Classification drawn from CCID EPA NZ; 3. Classification drawn from Regulation (EU) No 1272/2008 - Annex VI
Determined by Chemwatch using GHS/HSNO criteria	2.1.2A, 6.4A

#### Label elements

Hazard pictogram(s)	 
---------------------	---

Signal word	<b>Danger</b>
-------------	---------------

#### Hazard statement(s)

H319	Causes serious eye irritation.
H222	Extremely flammable aerosol.

#### Precautionary statement(s) Prevention

P103	Read label before use
P201	Obtain special instructions before use
P202	Do not handle until all safety precautions have been read and understood
P260	Do not breathe fume/gas /mist/vapours/spray
P210	Keep away from heat, hot surfaces, sparks, open flames and other ignition sources. No smoking.

## ECOMIST ODOUR NEUTRALISER-IMPROVED FORMULA

P211	Do not spray on an open flame or other ignition source.
P263	Avoid contact during pregnancy/while nursing
P264	Wash hands exposed skin thoroughly after handling
P251	Do not pierce or burn, even after use.
P280	Wear protective gloves/protective clothing/eye protection/face protection.

### Precautionary statement(s) Response

P321	IF ON SKIN: Wash with plenty of soap and water
P333+P313	If skin irritation or rash occurs: Get medical advice/attention
P304+P341	IF INHALED:If breathing is difficult ,remove to fresh air and keep at rest in a position comfortable for breathing.
P342+P311	If experiencing respiratory symptoms: Call a POISON CENTRE or doctor/physician
P308+P313	If exposed or concerned: Get medical advice/attention
P305+P351+P338	IF IN EYES: Rinse cautiously with water for several minutes. Remove contact lenses, if present and easy to do. Continue rinsing.
P337+P313	If eye irritation persists: Get medical advice/attention.

### Precautionary statement(s) Storage

P410+P412	Protect from sunlight. Do not expose to temperatures exceeding 50 °C/122 °F.
P405	Store locked up

### Precautionary statement(s) Disposal

P501	Dispose of empty container as per local regulations in an authorised landfill
------	---

## SECTION 3 Composition / information on ingredients

### Substances

See section below for composition of Mixtures

### Mixtures

CAS No	%[weight]	Name
64-17-5*	30-40	<u>ethanol</u>
106-97-8.*	25-45	<u>butane</u>
74-98-6*	10-20	<u>propane</u>
Not Available	1-10	perfume
Not Available	Balance	ingredient not contributing to the classification

## SECTION 4 First aid measures

### Description of first aid measures

<b>Eye Contact</b>	<p>If aerosols come in contact with the eyes:</p> <ul style="list-style-type: none"> <li>▶ Immediately hold the eyelids apart and flush the eye continuously for at least 15 minutes with fresh running water.</li> <li>▶ Ensure complete irrigation of the eye by keeping eyelids apart and away from eye and moving the eyelids by occasionally lifting the upper and lower lids.</li> <li>▶ Transport to hospital or doctor without delay.</li> <li>▶ Removal of contact lenses after an eye injury should only be undertaken by skilled personnel.</li> <li>▶ Generally not applicable.</li> </ul>
<b>Skin Contact</b>	<p>If solids or aerosol mists are deposited upon the skin:</p> <ul style="list-style-type: none"> <li>▶ Flush skin and hair with running water (and soap if available).</li> <li>▶ Remove any adhering solids with industrial skin cleansing cream.</li> <li>▶ <b>DO NOT use solvents.</b></li> <li>▶ Seek medical attention in the event of irritation</li> <li>▶ Generally not applicable.</li> </ul>
<b>Inhalation</b>	<p>If aerosols, fumes or combustion products are inhaled:</p> <ul style="list-style-type: none"> <li>▶ Remove to fresh air.</li> <li>▶ Lay patient down. Keep warm and rested.</li> <li>▶ Prostheses such as false teeth, which may block airway, should be removed, where possible, prior to initiating first aid procedures.</li> <li>▶ If breathing is shallow or has stopped, ensure clear airway and apply resuscitation, preferably with a demand valve resuscitator, bag-valve mask device, or pocket mask as trained. Perform CPR if necessary.</li> <li>▶ Transport to hospital, or doctor</li> <li>▶ Generally not applicable.</li> </ul>
<b>Ingestion</b>	<ul style="list-style-type: none"> <li>▶ Not considered a normal route of entry.</li> <li>▶ Generally not applicable.</li> </ul>

### Indication of any immediate medical attention and special treatment needed

Treat symptomatically.If exposed or concerned or concerned: Get medical advice/attention

## SECTION 5 Firefighting measures

### Extinguishing media

SMALL FIRE:

Continued...

## ECOMIST ODOUR NEUTRALISER-IMPROVED FORMULA

- ▶ Water spray, dry chemical or CO2

### LARGE FIRE:

- ▶ Water spray or fog.

### Special hazards arising from the substrate or mixture

<b>Fire Incompatibility</b>	▶ Avoid contamination with oxidising agents i.e. nitrates, oxidising acids, chlorine bleaches, pool chlorine etc. as ignition may result
-----------------------------	--

### Advice for firefighters

<b>Fire Fighting</b>	<ul style="list-style-type: none"> <li>▶ Alert Fire Brigade and tell them location and nature of hazard.</li> <li>▶ May be violently or explosively reactive.</li> <li>▶ Wear breathing apparatus plus protective gloves.</li> <li>▶ Prevent, by any means available, spillage from entering drains or water course.</li> <li>▶ If safe, switch off electrical equipment until vapour fire hazard removed.</li> <li>▶ Use water delivered as a fine spray to control fire and cool adjacent area.</li> <li>▶ <b>DO NOT</b> approach containers suspected to be hot.</li> <li>▶ Cool fire exposed containers with water spray from a protected location.</li> <li>▶ If safe to do so, remove containers from path of fire.</li> <li>▶ Equipment should be thoroughly decontaminated after use.</li> </ul> <p>Slight hazard when exposed to heat, flame and oxidisers.</p>
<b>Fire/Explosion Hazard</b>	<ul style="list-style-type: none"> <li>▶ Liquid and vapour are highly flammable.</li> <li>▶ Severe fire hazard when exposed to heat or flame.</li> <li>▶ Vapour forms an explosive mixture with air.</li> <li>▶ Severe explosion hazard, in the form of vapour, when exposed to flame or spark.</li> <li>▶ Vapour may travel a considerable distance to source of ignition.</li> <li>▶ Heating may cause expansion or decomposition with violent container rupture.</li> <li>▶ Aerosol cans may explode on exposure to naked flames.</li> <li>▶ Rupturing containers may rocket and scatter burning materials.</li> <li>▶ Hazards may not be restricted to pressure effects.</li> <li>▶ May emit acrid, poisonous or corrosive fumes.</li> <li>▶ On combustion, may emit toxic fumes of carbon monoxide (CO).</li> </ul> <p>Combustion products include:</p> <ul style="list-style-type: none"> <li>, carbon monoxide (CO)</li> <li>, carbon dioxide (CO2)</li> <li>, other pyrolysis products typical of burning organic material.</li> </ul> <p>Articles and manufactured articles may constitute a fire hazard where polymers form their outer layers or where combustible packaging remains in place.</p> <p>Certain substances, found throughout their construction, may degrade or become volatile when heated to high temperatures. This may create a secondary hazard.</p>

## SECTION 6 Accidental release measures

### Personal precautions, protective equipment and emergency procedures

See section 8

### Environmental precautions

See section 12

### Methods and material for containment and cleaning up

<b>Minor Spills</b>	<ul style="list-style-type: none"> <li>▶ Clean up all spills immediately.</li> <li>▶ Avoid breathing vapours and contact with skin and eyes.</li> <li>▶ Wear protective clothing, impervious gloves and safety glasses.</li> <li>▶ Shut off all possible sources of ignition and increase ventilation.</li> <li>▶ Wipe up.</li> <li>▶ If safe, damaged cans should be placed in a container outdoors, away from all ignition sources, until pressure has dissipated.</li> <li>▶ Undamaged cans should be gathered and stowed safely.</li> </ul>
<b>Major Spills</b>	<ul style="list-style-type: none"> <li>▶ Clear area of all unprotected personnel and move upwind.</li> <li>▶ Alert Emergency Authority and advise them of the location and nature of hazard.</li> <li>▶ May be violently or explosively reactive.</li> <li>▶ Wear full body clothing with breathing apparatus.</li> <li>▶ Prevent by any means available, spillage from entering drains and water-courses.</li> <li>▶ Consider evacuation.</li> <li>▶ Shut off all possible sources of ignition and increase ventilation.</li> <li>▶ No smoking or naked lights within area.</li> <li>▶ Use extreme caution to prevent violent reaction.</li> <li>▶ Stop leak only if safe to do so.</li> <li>▶ Water spray or fog may be used to disperse vapour.</li> <li>▶ <b>DO NOT enter confined space where gas may have collected.</b></li> <li>▶ Keep area clear until gas has dispersed.</li> </ul> <ul style="list-style-type: none"> <li>▶ Remove leaking cylinders to a safe place.</li> <li>▶ Fit vent pipes. Release pressure under safe, controlled conditions</li> <li>▶ Burn issuing gas at vent pipes.</li> <li>▶ <b>DO NOT exert excessive pressure on valve; DO NOT attempt to operate damaged valve.</b></li> <li>▶ Clear area of personnel and move upwind.</li> <li>▶ Alert Fire Brigade and tell them location and nature of hazard.</li> <li>▶ May be violently or explosively reactive.</li> <li>▶ Wear breathing apparatus plus protective gloves.</li> <li>▶ Prevent, by any means available, spillage from entering drains or water courses</li> <li>▶ No smoking, naked lights or ignition sources.</li> </ul>

Continued...

## ECOMIST ODOUR NEUTRALISER-IMPROVED FORMULA

- ▶ Increase ventilation.
- ▶ Stop leak if safe to do so.
- ▶ Water spray or fog may be used to disperse / absorb vapour.
- ▶ Absorb or cover spill with sand, earth, inert materials or vermiculite.
- ▶ If safe, damaged cans should be placed in a container outdoors, away from ignition sources, until pressure has dissipated.
- ▶ Undamaged cans should be gathered and stowed safely.
- ▶ Collect residues and seal in labelled drums for disposal.
- ▶ Minor hazard.
- ▶ Clear area of personnel.
- ▶ Alert Fire Brigade and tell them location and nature of hazard.
- ▶ Wear physical protective gloves e.g. Leather.
- ▶ Contain spill/secure load if safe to do so.
- ▶ Bundle/collect recoverable product and label for recycling.
- ▶ Collect remaining product and place in appropriate containers for disposal.
- ▶ Clean up/sweep up area.
- ▶ Water may be required.

Personal Protective Equipment advice is contained in Section 8 of the SDS.

### SECTION 7 Handling and storage

#### Precautions for safe handling

<b>Safe handling</b>	<ul style="list-style-type: none"> <li>▶ Avoid all personal contact, including inhalation.</li> <li>▶ Wear protective clothing when risk of exposure occurs.</li> <li>▶ Use in a well-ventilated area.</li> <li>▶ Prevent concentration in hollows and sumps.</li> <li>▶ <b>DO NOT enter confined spaces until atmosphere has been checked.</b></li> <li>▶ Avoid smoking, naked lights or ignition sources.</li> <li>▶ Avoid contact with incompatible materials.</li> <li>▶ <b>When handling, DO NOT eat, drink or smoke.</b></li> <li>▶ <b>DO NOT incinerate or puncture aerosol cans.</b></li> <li>▶ <b>DO NOT spray directly on humans, exposed food or food utensils.</b></li> <li>▶ Avoid physical damage to containers.</li> <li>▶ Always wash hands with soap and water after handling.</li> <li>▶ Work clothes should be laundered separately.</li> <li>▶ Use good occupational work practice.</li> <li>▶ Observe manufacturer's storage and handling recommendations contained within this SDS.</li> <li>▶ Atmosphere should be regularly checked against established exposure standards to ensure safe working conditions are maintained.</li> </ul>
<b>Other information</b>	<ul style="list-style-type: none"> <li>▶ Keep dry to avoid corrosion of cans. Corrosion may result in container perforation and internal pressure may eject contents of can</li> <li>▶ Store in original containers in approved flammable liquid storage area.</li> <li>▶ <b>DO NOT store in pits, depressions, basements or areas where vapours may be trapped.</b></li> <li>▶ No smoking, naked lights, heat or ignition sources.</li> <li>▶ Keep containers securely sealed. Contents under pressure.</li> <li>▶ Store away from incompatible materials.</li> <li>▶ Store in a cool, dry, well ventilated area.</li> <li>▶ Avoid storage at temperatures higher than 40 deg C.</li> <li>▶ Store in an upright position.</li> <li>▶ Protect containers against physical damage.</li> <li>▶ Check regularly for spills and leaks.</li> <li>▶ Observe manufacturer's storage and handling recommendations contained within this SDS.</li> <li>▶ Store away from incompatible materials.</li> </ul>

#### Conditions for safe storage, including any incompatibilities

<b>Suitable container</b>	<p>Generally packaging as originally supplied with the article or manufactured item is sufficient to protect against physical hazards. If repackaging is required ensure the article is intact and does not show signs of wear. As far as is practicably possible, reuse the original packaging or something providing a similar level of protection to both the article and the handler.</p> <ul style="list-style-type: none"> <li>▶ Aerosol dispenser.</li> <li>▶ Check that containers are clearly labelled.</li> </ul>
<b>Storage incompatibility</b>	<ul style="list-style-type: none"> <li>▶ Avoid reaction with oxidising agents</li> <li>▶ Compressed gases may contain a large amount of kinetic energy over and above that potentially available from the energy of reaction produced by the gas in chemical reaction with other substances</li> </ul>

### SECTION 8 Exposure controls / personal protection

#### Control parameters

##### Occupational Exposure Limits (OEL)

##### INGREDIENT DATA

Source	Ingredient	Material name	TWA	STEL	Peak	Notes
New Zealand Workplace Exposure Standards (WES)	ethanol	Ethyl alcohol (Ethanol)	1000 ppm / 1880 mg/m3	Not Available	Not Available	Not Available
New Zealand Workplace Exposure Standards (WES)	butane	Butane	800 ppm / 1900 mg/m3	Not Available	Not Available	Not Available
New Zealand Workplace Exposure Standards (WES)	propane	Propane	Not Available	Not Available	Not Available	Simple asphyxiant - may present an explosion hazard

##### Emergency Limits

Ingredient	Material name	TEEL-1	TEEL-2	TEEL-3
------------	---------------	--------	--------	--------

## ECOMIST ODOUR NEUTRALISER-IMPROVED FORMULA

Ingredient	Material name	TEEL-1	TEEL-2	TEEL-3
ethanol	Ethanol: (Ethyl alcohol)	Not Available	Not Available	15000* ppm
butane	Butane	Not Available	Not Available	Not Available
propane	Propane	Not Available	Not Available	Not Available

Ingredient	Original IDLH	Revised IDLH
ethanol	3,300 ppm	Not Available
butane	Not Available	1,600 ppm
propane	2,100 ppm	Not Available


### MATERIAL DATA

Sensory irritants are chemicals that produce temporary and undesirable side-effects on the eyes, nose or throat. Historically occupational exposure standards for these irritants have been based on observation of workers' responses to various airborne concentrations. Present day expectations require that nearly every individual should be protected against even minor sensory irritation and exposure standards are established using uncertainty factors or safety factors of 5 to 10 or more. On occasion animal no-observable-effect-levels (NOEL) are used to determine these limits where human results are unavailable. An additional approach, typically used by the TLV committee (USA) in determining respiratory standards for this group of chemicals, has been to assign ceiling values (TLV C) to rapidly acting irritants and to assign short-term exposure limits (TLV STELs) when the weight of evidence from irritation, bioaccumulation and other endpoints combine to warrant such a limit. In contrast the MAK Commission (Germany) uses a five-category system based on intensive odour, local irritation, and elimination half-life. However this system is being replaced to be consistent with the European Union (EU) Scientific Committee for Occupational Exposure Limits (SCOEL); this is more closely allied to that of the USA.

OSHA (USA) concluded that exposure to sensory irritants can:

- ▶ cause inflammation
- ▶ cause increased susceptibility to other irritants and infectious agents
- ▶ lead to permanent injury or dysfunction
- ▶ permit greater absorption of hazardous substances and
- ▶ acclimate the worker to the irritant warning properties of these substances thus increasing the risk of overexposure.

### Exposure controls

<b>Appropriate engineering controls</b>	<p>Articles or manufactured items, in their original condition, generally don't require engineering controls during handling or in normal use. Exceptions may arise following extensive use and subsequent wear, during recycling or disposal operations where substances, found in the article, may be released to the environment.</p> <p>Engineering controls are used to remove a hazard or place a barrier between the worker and the hazard. Well-designed engineering controls can be highly effective in protecting workers and will typically be independent of worker interactions to provide this high level of protection.</p> <p>The basic types of engineering controls are:</p> <p>Process controls which involve changing the way a job activity or process is done to reduce the risk.</p> <p>Enclosure and/or isolation of emission source which keeps a selected hazard "physically" away from the worker and ventilation that strategically "adds" and "removes" air in the work environment. Ventilation can remove or dilute an air contaminant if designed properly. The design of a ventilation system must match the particular process and chemical or contaminant in use.</p> <p>Employers may need to use multiple types of controls to prevent employee overexposure.</p> <p>General exhaust is adequate under normal conditions. If risk of overexposure exists, wear SAA approved respirator. Correct fit is essential to obtain adequate protection.</p> <p>Provide adequate ventilation in warehouse or closed storage areas.</p> <p>Air contaminants generated in the workplace possess varying "escape" velocities which, in turn, determine the "capture velocities" of fresh circulating air required to effectively remove the contaminant.</p> <table border="1" style="width: 100%;"> <thead> <tr> <th>Type of Contaminant:</th> <th>Speed:</th> </tr> </thead> <tbody> <tr> <td>aerosols, (released at low velocity into zone of active generation)</td> <td>0.5-1 m/s</td> </tr> <tr> <td>direct spray, spray painting in shallow booths, gas discharge (active generation into zone of rapid air motion)</td> <td>1-2.5 m/s (200-500 f/min.)</td> </tr> </tbody> </table> <p>Within each range the appropriate value depends on:</p> <table border="1" style="width: 100%;"> <thead> <tr> <th>Lower end of the range</th> <th>Upper end of the range</th> </tr> </thead> <tbody> <tr> <td>1: Room air currents minimal or favourable to capture</td> <td>1: Disturbing room air currents</td> </tr> <tr> <td>2: Contaminants of low toxicity or of nuisance value only.</td> <td>2: Contaminants of high toxicity</td> </tr> <tr> <td>3: Intermittent, low production.</td> <td>3: High production, heavy use</td> </tr> <tr> <td>4: Large hood or large air mass in motion</td> <td>4: Small hood-local control only</td> </tr> </tbody> </table> <p>Simple theory shows that air velocity falls rapidly with distance away from the opening of a simple extraction pipe. Velocity generally decreases with the square of distance from the extraction point (in simple cases). Therefore the air speed at the extraction point should be adjusted, accordingly, after reference to distance from the contaminating source. The air velocity at the extraction fan, for example, should be a minimum of 1-2 m/s (200-400 f/min.) for extraction of solvents generated in a tank 2 meters distant from the extraction point. Other mechanical considerations, producing performance deficits within the extraction apparatus, make it essential that theoretical air velocities are multiplied by factors of 10 or more when extraction systems are installed or used.</p>	Type of Contaminant:	Speed:	aerosols, (released at low velocity into zone of active generation)	0.5-1 m/s	direct spray, spray painting in shallow booths, gas discharge (active generation into zone of rapid air motion)	1-2.5 m/s (200-500 f/min.)	Lower end of the range	Upper end of the range	1: Room air currents minimal or favourable to capture	1: Disturbing room air currents	2: Contaminants of low toxicity or of nuisance value only.	2: Contaminants of high toxicity	3: Intermittent, low production.	3: High production, heavy use	4: Large hood or large air mass in motion	4: Small hood-local control only
Type of Contaminant:	Speed:																
aerosols, (released at low velocity into zone of active generation)	0.5-1 m/s																
direct spray, spray painting in shallow booths, gas discharge (active generation into zone of rapid air motion)	1-2.5 m/s (200-500 f/min.)																
Lower end of the range	Upper end of the range																
1: Room air currents minimal or favourable to capture	1: Disturbing room air currents																
2: Contaminants of low toxicity or of nuisance value only.	2: Contaminants of high toxicity																
3: Intermittent, low production.	3: High production, heavy use																
4: Large hood or large air mass in motion	4: Small hood-local control only																
<b>Personal protection</b>																	
<b>Eye and face protection</b>	<ul style="list-style-type: none"> <li>▶ Safety glasses with side shields.</li> <li>▶ Chemical goggles.</li> <li>▶ Contact lenses may pose a special hazard; soft contact lenses may absorb and concentrate irritants. A written policy document, describing the wearing of lenses or restrictions on use, should be created for each workplace or task. This should include a review of lens absorption and adsorption for the class of chemicals in use and an account of injury experience. Medical and first-aid personnel should be trained in their removal and suitable equipment should be readily available. In the event of chemical exposure, begin eye irrigation immediately and remove contact lens as soon as practicable. Lens should be removed at the first signs of eye redness or irritation - lens should be removed in a clean environment only after workers have washed hands thoroughly. [CDC NIOSH Current Intelligence Bulletin 59], [AS/NZS 1336 or national equivalent]</li> <li>▶ Close fitting gas tight goggles</li> </ul> <p><b>DO NOT wear contact lenses.</b></p> <ul style="list-style-type: none"> <li>▶ Contact lenses may pose a special hazard; soft contact lenses may absorb and concentrate irritants. A written policy document, describing</li> </ul>																

## ECOMIST ODOUR NEUTRALISER-IMPROVED FORMULA

	<p>the wearing of lens or restrictions on use, should be created for each workplace or task. This should include a review of lens absorption and adsorption for the class of chemicals in use and an account of injury experience. Medical and first-aid personnel should be trained in their removal and suitable equipment should be readily available. In the event of chemical exposure, begin eye irrigation immediately and remove contact lens as soon as practicable. Lens should be removed at the first signs of eye redness or irritation - lens should be removed in a clean environment only after workers have washed hands thoroughly. [CDC NIOSH Current Intelligence Bulletin 59], [AS/NZS 1336 or national equivalent]</p> <p>No special equipment required due to the physical form of the product.</p>
<b>Skin protection</b>	See Hand protection below
<b>Hands/feet protection</b>	<ul style="list-style-type: none"> <li>▶ No special equipment needed when handling small quantities.</li> <li>▶ <b>OTHERWISE:</b></li> <li>▶ For potentially moderate exposures:</li> <li>▶ Wear general protective gloves, eg. light weight rubber gloves.</li> <li>▶ For potentially heavy exposures:</li> <li>▶ Wear chemical protective gloves, eg. PVC. and safety footwear.</li> </ul> <p>No special equipment required due to the physical form of the product.</p>
<b>Body protection</b>	See Other protection below
<b>Other protection</b>	<ul style="list-style-type: none"> <li>▶ The clothing worn by process operators insulated from earth may develop static charges far higher (up to 100 times) than the minimum ignition energies for various flammable gas-air mixtures. This holds true for a wide range of clothing materials including cotton.</li> <li>▶ Avoid dangerous levels of charge by ensuring a low resistivity of the surface material worn outermost.</li> </ul> <p>BREThERICK: Handbook of Reactive Chemical Hazards.</p> <p>No special equipment needed when handling small quantities.</p> <p><b>OTHERWISE:</b></p> <ul style="list-style-type: none"> <li>▶ Overalls.</li> <li>▶ Skin cleansing cream.</li> <li>▶ Eyewash unit.</li> <li>▶ Do not spray on hot surfaces.</li> </ul> <p>No special equipment required due to the physical form of the product.</p>

### Recommended material(s)

#### GLOVE SELECTION INDEX

Glove selection is based on a modified presentation of the:

**"Forsberg Clothing Performance Index"**.

The effect(s) of the following substance(s) are taken into account in the **computer-generated** selection:

ECOMIST ODOUR NEUTRALISER-IMPROVED FORMULA

Material	CPI
BUTYL	A
NEOPRENE	A
NATURAL RUBBER	C
NATURAL+NEOPRENE	C
NITRILE	C
NITRILE+PVC	C
PE/EVAL/PE	C
PVA	C
PVC	C
VITON	C

\* CPI - Chemwatch Performance Index

A: Best Selection

B: Satisfactory; may degrade after 4 hours continuous immersion

C: Poor to Dangerous Choice for other than short term immersion

**NOTE:** As a series of factors will influence the actual performance of the glove, a final selection must be based on detailed observation. -

\* Where the glove is to be used on a short term, casual or infrequent basis, factors such as "feel" or convenience (e.g. disposability), may dictate a choice of gloves which might otherwise be unsuitable following long-term or frequent use. A qualified practitioner should be consulted.

### Respiratory protection

Respiratory protection not normally required due to the physical form of the product.

▶ Generally not applicable.

Aerosols, in common with most vapours/ mists, should never be used in confined spaces without adequate ventilation. Aerosols, containing agents designed to enhance or mask smell, have triggered allergic reactions in predisposed individuals.

- ▶ Positive pressure, full face, air-supplied breathing apparatus should be used for work in enclosed spaces if a leak is suspected or the primary containment is to be opened (e.g. for a cylinder change)
- ▶ Air-supplied breathing apparatus is required where release of gas from primary containment is either suspected or demonstrated.

## SECTION 9 Physical and chemical properties

### Information on basic physical and chemical properties

Appearance	AEROSOL		
<b>Physical state</b>	article	<b>Relative density (Water = 1)</b>	0.61-0.63
<b>Odour</b>	Not Available	<b>Partition coefficient n-octanol / water</b>	Not Available
<b>Odour threshold</b>	Not Available	<b>Auto-ignition temperature (°C)</b>	431
<b>pH (as supplied)</b>	Not Applicable	<b>Decomposition temperature</b>	Not Available
<b>Melting point / freezing point (°C)</b>	Not Available	<b>Viscosity (cSt)</b>	Not Available
<b>Initial boiling point and boiling range (°C)</b>	Not Available	<b>Molecular weight (g/mol)</b>	Not Available
<b>Flash point (°C)</b>	-81	<b>Taste</b>	Not Available

Continued...

## ECOMIST ODOUR NEUTRALISER-IMPROVED FORMULA

<b>Evaporation rate</b>	Not Available	<b>Explosive properties</b>	Not Available
<b>Flammability</b>	HIGHLY FLAMMABLE.	<b>Oxidising properties</b>	Not Available
<b>Upper Explosive Limit (%)</b>	10	<b>Surface Tension (dyn/cm or mN/m)</b>	Not Available
<b>Lower Explosive Limit (%)</b>	1.5	<b>Volatile Component (%vol)</b>	Not Available
<b>Vapour pressure (kPa)</b>	Not Available	<b>Gas group</b>	Not Available
<b>Solubility in water</b>	Immiscible	<b>pH as a solution (1%)</b>	Not Applicable
<b>Vapour density (Air = 1)</b>	Not Available	<b>VOC g/L</b>	Not Available

### SECTION 10 Stability and reactivity

<b>Reactivity</b>	See section 7
<b>Chemical stability</b>	<ul style="list-style-type: none"> <li>▶ Elevated temperatures.</li> <li>▶ Presence of open flame.</li> <li>▶ Product is considered stable.</li> <li>▶ Hazardous polymerisation will not occur.</li> </ul>
<b>Possibility of hazardous reactions</b>	See section 7
<b>Conditions to avoid</b>	See section 7
<b>Incompatible materials</b>	See section 7
<b>Hazardous decomposition products</b>	See section 5

### SECTION 11 Toxicological information

#### Information on toxicological effects

<b>Inhaled</b>	<p>The material is not thought to produce adverse health effects or irritation of the respiratory tract (as classified by EC Directives using animal models). Nevertheless, good hygiene practice requires that exposure be kept to a minimum and that suitable control measures be used in an occupational setting.</p> <p>The vapour is discomfoting</p> <p><b>WARNING: intentional misuse by concentrating/inhaling contents may be lethal.</b></p>
<b>Ingestion</b>	<p>Not normally a hazard due to physical form of product.</p> <p>Considered an unlikely route of entry in commercial/industrial environments</p>
<b>Skin Contact</b>	<p>The material is not thought to produce adverse health effects or skin irritation following contact (as classified by EC Directives using animal models). Nevertheless, good hygiene practice requires that exposure be kept to a minimum and that suitable gloves be used in an occupational setting.</p> <p>Spray mist may produce discomfort</p>
<b>Eye</b>	<p>Evidence exists, or practical experience predicts, that the material may cause eye irritation in a substantial number of individuals and/or may produce significant ocular lesions which are present twenty-four hours or more after instillation into the eye(s) of experimental animals. Repeated or prolonged eye contact may cause inflammation characterised by temporary redness (similar to windburn) of the conjunctiva (conjunctivitis); temporary impairment of vision and/or other transient eye damage/ulceration may occur.</p> <p>Direct contact with the eye may not cause irritation because of the extreme volatility of the gas; however concentrated atmospheres may produce irritation after brief exposures..</p>
<b>Chronic</b>	<p>Long-term exposure to the product is not thought to produce chronic effects adverse to health (as classified by EC Directives using animal models); nevertheless exposure by all routes should be minimised as a matter of course.</p> <p>Principal route of occupational exposure to the gas is by inhalation.</p>

ECOMIST ODOUR NEUTRALISER-IMPROVED FORMULA	TOXICITY	IRRITATION
	Not Available	Not Available
ethanol	TOXICITY	IRRITATION
	Inhalation (rat) LC50: 20,000 ppm/10h <sup>[2]</sup>	Eye (rabbit): 500 mg SEVERE
	Inhalation (rat) LC50: 64000 ppm/4h <sup>[2]</sup>	Eye (rabbit):100mg/24hr-moderate
	Oral (man) TDLo: 1.40 mg/kg <sup>[2]</sup>	Eye: adverse effect observed (irritating) <sup>[1]</sup>
	Oral (man) TDLo: 50 mg/kg <sup>[2]</sup>	Skin (rabbit):20 mg/24hr-moderate
	Oral (rat) LD50: 7060 mg/kg <sup>[2]</sup>	Skin (rabbit):400 mg (open)-mild
	Oral (woman) TDLo: 256 mg/kg/12 wks <sup>[2]</sup>	Skin: no adverse effect observed (not irritating) <sup>[1]</sup>
butane	TOXICITY	IRRITATION
	Inhalation (rat) LC50: 658000 mg/m <sup>3</sup> /4h <sup>[2]</sup>	Not Available
propane	TOXICITY	IRRITATION
	Inhalation (rat) LC50: >49942.95 mg/l/15M <sup>[2]</sup>	Not Available
<b>Legend:</b>	1. Value obtained from Europe ECHA Registered Substances - Acute toxicity 2. * Value obtained from manufacturer's SDS. Unless otherwise specified data extracted from RTECS - Register of Toxic Effect of chemical Substances	

## ECOMIST ODOUR NEUTRALISER-IMPROVED FORMULA

<b>ethanol</b>	The material may cause skin irritation after prolonged or repeated exposure and may produce a contact dermatitis (nonallergic). This form of dermatitis is often characterised by skin redness (erythema) and swelling the epidermis. Histologically there may be intercellular oedema of the spongy layer (spongiosis) and intracellular oedema of the epidermis.		
<b>propane</b>	No significant acute toxicological data identified in literature search.		
<b>Acute Toxicity</b>	<b>×</b>	<b>Carcinogenicity</b>	<b>×</b>
<b>Skin Irritation/Corrosion</b>	<b>×</b>	<b>Reproductivity</b>	<b>×</b>
<b>Serious Eye Damage/Irritation</b>	<b>✓</b>	<b>STOT - Single Exposure</b>	<b>×</b>
<b>Respiratory or Skin sensitisation</b>	<b>×</b>	<b>STOT - Repeated Exposure</b>	<b>×</b>
<b>Mutagenicity</b>	<b>×</b>	<b>Aspiration Hazard</b>	<b>×</b>

**Legend:** **×** – Data either not available or does not fill the criteria for classification  
**✓** – Data available to make classification

## SECTION 12 Ecological information

## Toxicity

ECOMIST ODOUR NEUTRALISER-IMPROVED FORMULA	Endpoint	Test Duration (hr)	Species	Value	Source
	Not Available	Not Available	Not Available	Not Available	Not Available
ethanol	Endpoint	Test Duration (hr)	Species	Value	Source
	LC50	96	Fish	11-mg/L	2
	EC50	48	Crustacea	2mg/L	4
	EC50	96	Algae or other aquatic plants	17.921mg/L	4
butane	Endpoint	Test Duration (hr)	Species	Value	Source
	LC50	96	Fish	5.862mg/L	3
	EC50	96	Algae or other aquatic plants	7.71mg/L	2
	propane	Endpoint	Test Duration (hr)	Species	Value
LC50		96	Fish	10.307mg/L	3
EC50		96	Algae or other aquatic plants	7.71mg/L	2
<b>Legend:</b>		Extracted from 1. IUCLID Toxicity Data 2. Europe ECHA Registered Substances - Ecotoxicological Information - Aquatic Toxicity 3. EPIWIN Suite V3.12 (QSAR) - Aquatic Toxicity Data (Estimated) 4. US EPA, Ecotox database - Aquatic Toxicity Data 5. ECETOC Aquatic Hazard Assessment Data 6. NITE (Japan) - Bioconcentration Data 7. METI (Japan) - Bioconcentration Data 8. Vendor Data			

**DO NOT** discharge into sewer or waterways.

## Persistence and degradability

Ingredient	Persistence: Water/Soil	Persistence: Air
ethanol	LOW (Half-life = 2.17 days)	LOW (Half-life = 5.08 days)
butane	LOW	LOW
propane	LOW	LOW

## Bioaccumulative potential

Ingredient	Bioaccumulation
ethanol	LOW (LogKOW = -0.31)
butane	LOW (LogKOW = 2.89)
propane	LOW (LogKOW = 2.36)

## Mobility in soil

Ingredient	Mobility
ethanol	HIGH (KOC = 1)
butane	LOW (KOC = 43.79)
propane	LOW (KOC = 23.74)

## SECTION 13 Disposal considerations

## Waste treatment methods

<b>Product / Packaging disposal</b>	<ul style="list-style-type: none"> <li>· Recycle wherever possible or consult manufacturer for recycling options.</li> <li>· Consult State Land Waste Management Authority for disposal.</li> <li>▶ Consult State Land Waste Management Authority for disposal.</li> <li>▶ Discharge contents of damaged aerosol cans at an approved site.</li> </ul>
-------------------------------------	---

Continued...



## ECOMIST ODOUR NEUTRALISER-IMPROVED FORMULA

- ▶ Allow small quantities to evaporate.
- ▶ **DO NOT incinerate or puncture aerosol cans.**
- ▶ Bury residues and emptied aerosol cans at an approved site.

Ensure that the hazardous substance is disposed in accordance with the Hazardous Substances (Disposal) Notice 2017

### Disposal Requirements

Packages that have been in direct contact with the hazardous substance must be only disposed if the hazardous substance was appropriately removed and cleaned out from the package. The package must be disposed according to the manufacturer's directions taking into account the material it is made of. Packages which hazardous content have been appropriately treated and removed may be recycled.

## SECTION 14 Transport information

### Labels Required

	
<b>Marine Pollutant</b>	NO
<b>HAZCHEM</b>	Not Applicable

### Land transport (UN)

<b>UN number</b>	1950	
<b>UN proper shipping name</b>	AEROSOLS	
<b>Transport hazard class(es)</b>	Class	2.1
	Subrisk	Not Applicable
<b>Packing group</b>	Not Applicable	
<b>Environmental hazard</b>	Not Applicable	
<b>Special precautions for user</b>	Special provisions	63; 190; 277; 327; 344; 381
	Limited quantity	1000ml

### Air transport (ICAO-IATA / DGR)

<b>UN number</b>	1950	
<b>UN proper shipping name</b>	Aerosols, flammable (engine starting fluid); Aerosols, flammable	
<b>Transport hazard class(es)</b>	ICAO/IATA Class	2.1
	ICAO / IATA Subrisk	Not Applicable
	ERG Code	10L
<b>Packing group</b>	Not Applicable	
<b>Environmental hazard</b>	Not Applicable	
<b>Special precautions for user</b>	Special provisions	A145 A167 A802; A1 A145 A167 A802
	Cargo Only Packing Instructions	203
	Cargo Only Maximum Qty / Pack	150 kg
	Passenger and Cargo Packing Instructions	203; Forbidden
	Passenger and Cargo Maximum Qty / Pack	75 kg; Forbidden
	Passenger and Cargo Limited Quantity Packing Instructions	Y203; Forbidden
	Passenger and Cargo Limited Maximum Qty / Pack	30 kg G; Forbidden

### Sea transport (IMDG-Code / GGVSee)

<b>UN number</b>	1950	
<b>UN proper shipping name</b>	AEROSOLS	
<b>Transport hazard class(es)</b>	IMDG Class	2.1
	IMDG Subrisk	Not Applicable
<b>Packing group</b>	Not Applicable	
<b>Environmental hazard</b>	Not Applicable	
<b>Special precautions for user</b>	EMS Number	F-D , S-U
	Special provisions	63 190 277 327 344 381 959
	Limited Quantities	1000 ml

## ECOMIST ODOUR NEUTRALISER-IMPROVED FORMULA

## Transport in bulk according to Annex II of MARPOL and the IBC code

Not Applicable

## SECTION 15 Regulatory information

## Safety, health and environmental regulations / legislation specific for the substance or mixture

This substance is to be managed using the conditions specified in an applicable Group Standard

HSR Number	Group Standard
HSR002515	Aerosols (Flammable) Group Standard 2017

## ethanol is found on the following regulatory lists

New Zealand Approved Hazardous Substances with controls

New Zealand Hazardous Substances and New Organisms (HSNO) Act - Classification of Chemicals

New Zealand Hazardous Substances and New Organisms (HSNO) Act - Classification of Chemicals - Classification Data

New Zealand Inventory of Chemicals (NZIoC)

New Zealand Workplace Exposure Standards (WES)

## butane is found on the following regulatory lists

Chemical Footprint Project - Chemicals of High Concern List

New Zealand Approved Hazardous Substances with controls

New Zealand Hazardous Substances and New Organisms (HSNO) Act - Classification of Chemicals

New Zealand Hazardous Substances and New Organisms (HSNO) Act - Classification of Chemicals - Classification Data

New Zealand Inventory of Chemicals (NZIoC)

New Zealand Workplace Exposure Standards (WES)

## propane is found on the following regulatory lists

New Zealand Approved Hazardous Substances with controls

New Zealand Hazardous Substances and New Organisms (HSNO) Act - Classification of Chemicals

New Zealand Hazardous Substances and New Organisms (HSNO) Act - Classification of Chemicals - Classification Data

New Zealand Inventory of Chemicals (NZIoC)

New Zealand Workplace Exposure Standards (WES)

## Hazardous Substance Location

Subject to the Health and Safety at Work (Hazardous Substances) Regulations 2017.

Hazard Class	Quantity (Closed Containers)	Quantity (Open Containers)
2.1.2A	3 000 L (aggregate water capacity)	3 000 L (aggregate water capacity)

## Certified Handler

Subject to Part 4 of the Health and Safety at Work (Hazardous Substances) Regulations 2017.

Class of substance	Quantities
2.1.2A	3 000 L aggregate water capacity

Refer Group Standards for further information

## Tracking Requirements

Not Applicable

## National Inventory Status

National Inventory	Status
Australia - AIIC	No (ingredient not contributing to the classification)
Australia Non-Industrial Use	No (ethanol; butane; propane; perfume; ingredient not contributing to the classification)
Canada - DSL	No (ingredient not contributing to the classification)
Canada - NDSL	No (ethanol; butane; propane; perfume; ingredient not contributing to the classification)
China - IECSC	No (ingredient not contributing to the classification)
Europe - EINEC / ELINCS / NLP	No (ingredient not contributing to the classification)
Japan - ENCS	No (ingredient not contributing to the classification)
Korea - KECI	No (ingredient not contributing to the classification)
New Zealand - NZIoC	No (ingredient not contributing to the classification)
Philippines - PICCS	No (ingredient not contributing to the classification)
USA - TSCA	No (ingredient not contributing to the classification)
Taiwan - TCSI	Yes
Mexico - INSQ	Yes
Vietnam - NCI	No (ingredient not contributing to the classification)
Russia - ARIPS	No (ingredient not contributing to the classification)
<b>Legend:</b>	Yes = All CAS declared ingredients are on the inventory No = One or more of the CAS listed ingredients are not on the inventory and are not exempt from listing (see specific ingredients in brackets)

## SECTION 16 Other information

Revision Date	28/04/2019
---------------	------------

Continued...

**ECOMIST ODOUR NEUTRALISER-IMPROVED FORMULA****Initial Date** | 14/11/2018**SDS Version Summary**

Version	Issue Date	Sections Updated
1.11.1.1.1	28/04/2019	Ingredients

**Other information**

Classification of the preparation and its individual components has drawn on official and authoritative sources as well as independent review by the Chemwatch Classification committee using available literature references.

The SDS is a Hazard Communication tool and should be used to assist in the Risk Assessment. Many factors determine whether the reported Hazards are Risks in the workplace or other settings. Risks may be determined by reference to Exposures Scenarios. Scale of use, frequency of use and current or available engineering controls must be considered.

**Definitions and abbreviations**

PC—TWA: Permissible Concentration-Time Weighted Average  
PC—STEL: Permissible Concentration-Short Term Exposure Limit  
IARC: International Agency for Research on Cancer  
ACGIH: American Conference of Governmental Industrial Hygienists  
STEL: Short Term Exposure Limit  
TEEL: Temporary Emergency Exposure Limit.  
IDLH: Immediately Dangerous to Life or Health Concentrations  
OSF: Odour Safety Factor  
NOAEL :No Observed Adverse Effect Level  
LOAEL: Lowest Observed Adverse Effect Level  
TLV: Threshold Limit Value  
LOD: Limit Of Detection  
OTV: Odour Threshold Value  
BCF: BioConcentration Factors  
BEI: Biological Exposure Index

Powered by AuthorITe, from Chemwatch.